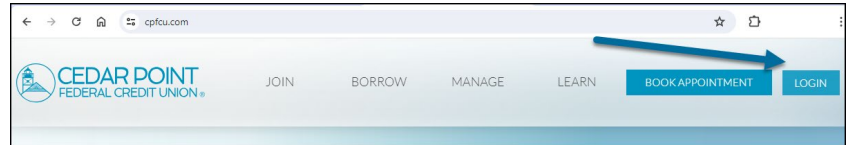
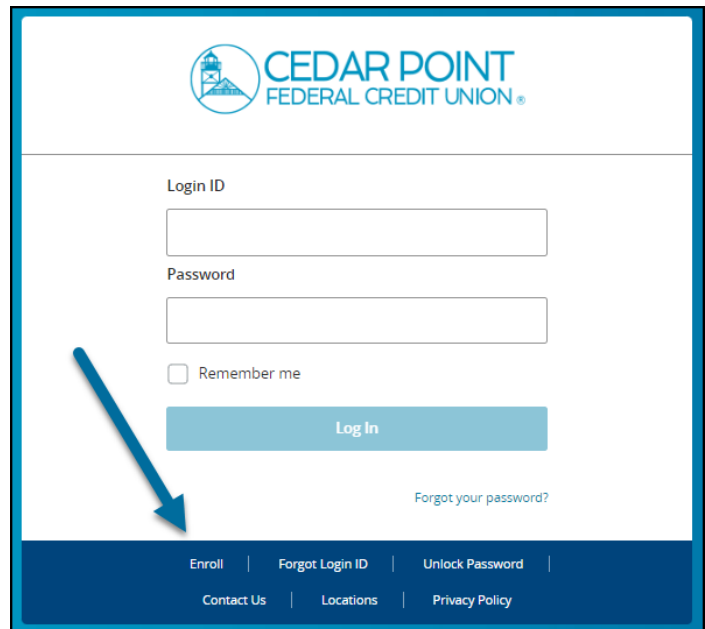


**NOTE:** This is for existing CPFCU Members who need to enroll in Online Banking. You must have an existing relationship with the Credit Union in order to use this enrollment process.

1. Proceed to [cpfcu.com](http://cpfcu.com) and select 'Login'.

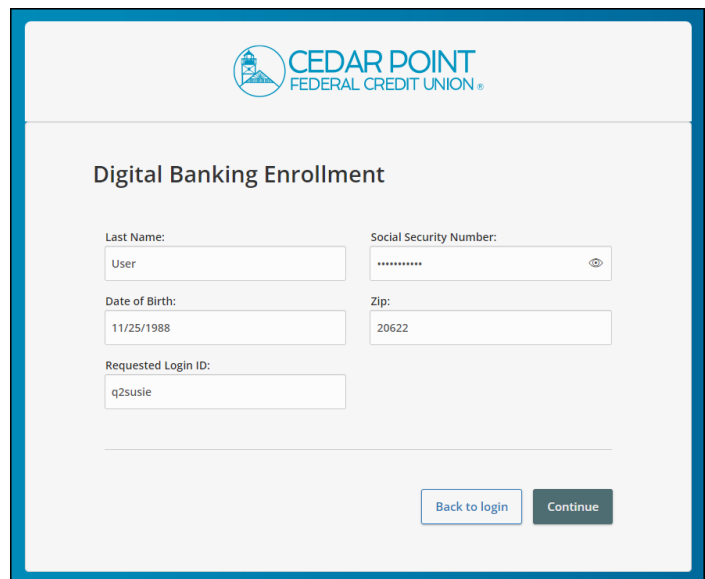


2. If this is your first time logging into the system, you will need to re-enroll. To begin, select, 'Enroll' to be taken to the enrollment form.

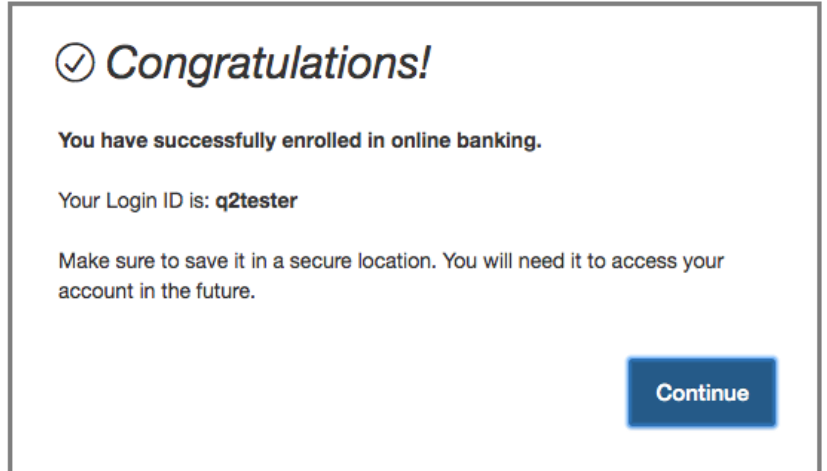


3. Complete Digital Banking Enrollment section by providing your Last Name, Social Security number, Date of Birth, Zip Code, and the Login ID you would like to use going forward.

Select 'Continue'.



- 4. Upon successful verification of your information, you have successfully completed enrollment and will see this 'Congratulations' message.




- 5. Upon successful enrollment, you will be prompted to provide additional, out of wallet verification via a one-time, secure access code.

Select the target to where you would like to have a secure access code delivered.



- 6. Enter the secure access code in the box once it has been received. Submit.




- Review your User Profile and make any necessary updates.

Submit Profile.

- Enter and confirm your new password.

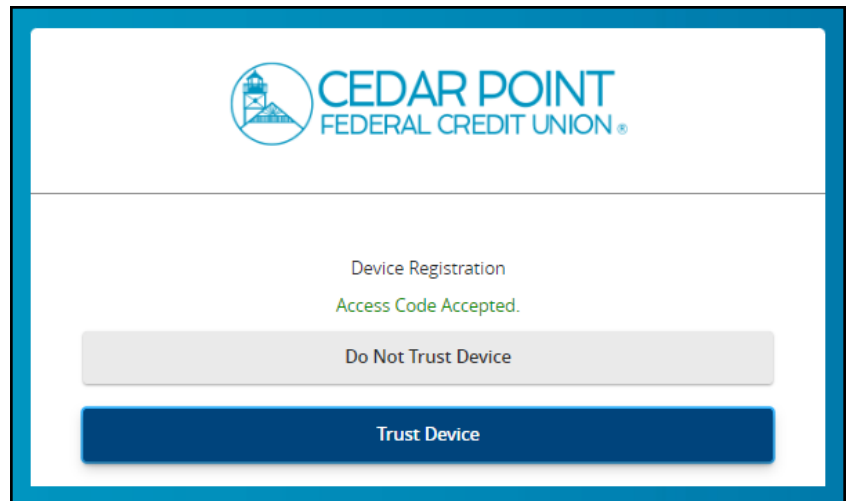
9. Read the 'First Time Login Disclaimer'. Scroll to the bottom of the screen to accept.



10. Select the appropriate registration option.

Are you at a private computer that you will use regularly to access online banking? If so, we can register your browser for future access. If you are at a public computer, select 'Do Not Register Device' and this computer will not be registered.

**Note:** To register your computer, we will place a Secure Token in your browser. Your PC must be configured to accept 'cookies' from this site. The next time you log on, you will only need to enter your User ID and password.



11. Now you should be logged in and can view your accounts.

The screenshot shows the Cedar Point Federal Credit Union digital banking interface. At the top, there is a navigation bar with links for Home, Transfers & Payments, Services, Settings, Messages, Credit Score, and Log Off. Below this is a large blue banner with the text "WELCOME To the new Digital Banking experience" and an "FAQ" button. The main content area is titled "Home" and includes a "Financial Tools" section with a "Get Started" button. The "ACCOUNTS" section displays four accounts in a grid:

ACCOUNTS	
<b>Checking 0080</b> Available Balance Account Number	<b>\$11,375.00</b> 123458
<b>Any Reason Loan 2000</b> Current Balance Account Number	<b>\$9,281.86</b> 123458
<b>Holiday Club 0020</b> Available Balance	<b>\$300.00</b>
<b>Primary Savings 0000</b> Available Balance Account Number	<b>\$2,871.70</b> 123458